

APPENDIX I

12 and Under Figures

Group & Figure #	Figure Name	DD
Compulsory		
106	Straight Ballet Leg	1.6
301	Barracuda	1.8
Optional Groups:		
Group 1		
359	Front Ariana	2.2
348	Tower	1.9
Group 2		
363	Water Drop	1.8
401	Swordfish	2.1
Group 3		
311	Kip	1.6
227d	Swanita Spinning 180°	1.9





Compulsory:

1- 106 Straight Ballet leg

DD 1.6

From a **Back Layout Position** one leg is raised straight to a **Ballet Leg Position**. *The Ballet Leg is lowered.*








					Total
NVT=		18.5	11.0	10.5	40
PV =		4.63	2.75	2.63	10

2- 301 Barracuda

DD 1.8

From a **Back Layout Position** the legs are raised to vertical as the body is submerged to a **Back Pike Position** with the toes just under the surface of the water. A *Thrust* is executed to a **Vertical Position**. A *Vertical Descent* is executed at the same tempo as the *Thrust*.



					Total
NVT=		7.0	31.0	13.0	51
PV =		1.37	6.08	2.55	10


Optional Groups

Group 1:

3- 359 Front Ariana

DD 2.2

From a **Front Layout Position** a *Front Pike Position* is assumed. One leg is lifted in a 180° arc over the surface of the water to a **Split Position**. Maintaining the relative position of the legs to the surface of the water, an *Ariana Rotation* is performed. A *Walkout Front* is executed.

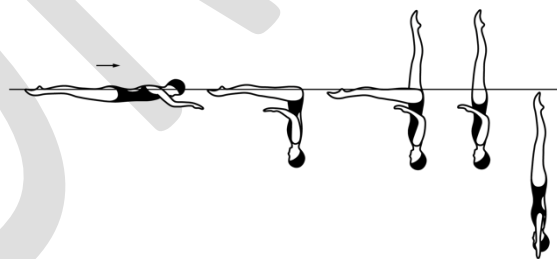


						Total
NVT=	6.0	20.0	17.0	23.0	7.0	73
PV =	0.82	2.74	2.33	3.15	0.96	10

4- 348 Tower

DD 1.9

From a **Front Layout Position** a *Front Pike Position* is assumed. One leg is lifted to a **Fishtail Position**. The horizontal leg is lifted to a **Vertical Position**. A *Vertical Descent* is executed.




					Total
NVT=	6.0	14.5	20.5	14.0	55
PV =	1.09	2.64	3.73	2.55	10

Group 2:

3- 363 Water Drop

DD 1.8

From a **Front Layout Position** a *Front Pike Position* is assumed. The legs are lifted simultaneously to a **Bent Knee Vertical Position**. A *Half Twist* is executed. A *180° Spin* is executed in the same direction as the bent leg is extended to a **Vertical Position** and completed as the ankles reach the surface of the water. A *Vertical Descent* is executed.




							Total
NVT=		6.0	15.0	15.0	13.0	0	49
PV =		1.22	3.06	3.06	2.65	0	10

4- 401 Swordfish

DD 2.1

From a **Front Layout Position** a **Bent Knee Front Layout Position** is assumed. The back arches more as the extended leg is lifted in a 180° arc over the surface of the water to assume a **Bent Knee Surface Arch Position**. The bent leg is straightened to assume a **Surface Arch Position**. With continuous motion an *Arch to Back Layout Finish Action* is executed.



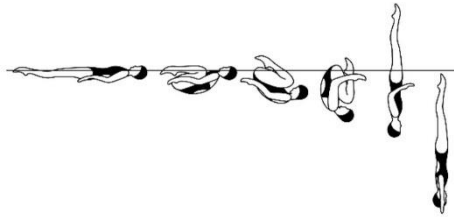
						Total
NVT=		4.0	47.0	11.5	7.0	69.5
PV =		0.58	6.76	1r1.65	1.01	10

Group 3:

3- 311 Kip

DD 1.6

From a **Back Layout Position** the knees, shins and toes are drawn along the surface of the water to assume a **Tuck Position**. With continuous motion the tuck becomes more compact and a partial Somersault Back Tuck is executed until the shins are perpendicular to the surface of the water. The trunk unrolls as the legs are straightened to assume a **Vertical Position** midway between the former vertical line through the hips and the former vertical line through the head and shins. A *Vertical Descent* is executed.

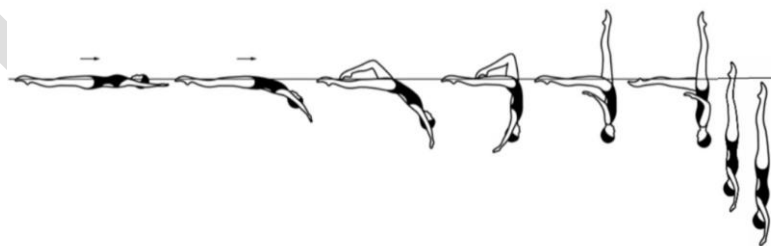


					Total
NVT=	3.0	2.0	23.0	14.0	42
PV =	0.71	0.48	5.48	3.33	10

4- 227d Swanita Spinning 180°

DD 1.9

From a **Back Layout Position** a *Bent Knee Surface Arch Position* is assumed. The bent leg straightens to assume a **Knight Position**. The body rotates 180° to assume a **Fishtail Position**. Continuing in the same direction a descending *Spinning 180°* rotation is executed as the horizontal leg is lifted to a **Vertical Position** and is completed as the ankles reach the surface of the water. A *Vertical Descent* is executed.



						Total
NVT=	17.5	14.0	14.0	12.5	0	58
PV =	3.02	2.41	2.41	2.16	0	10